







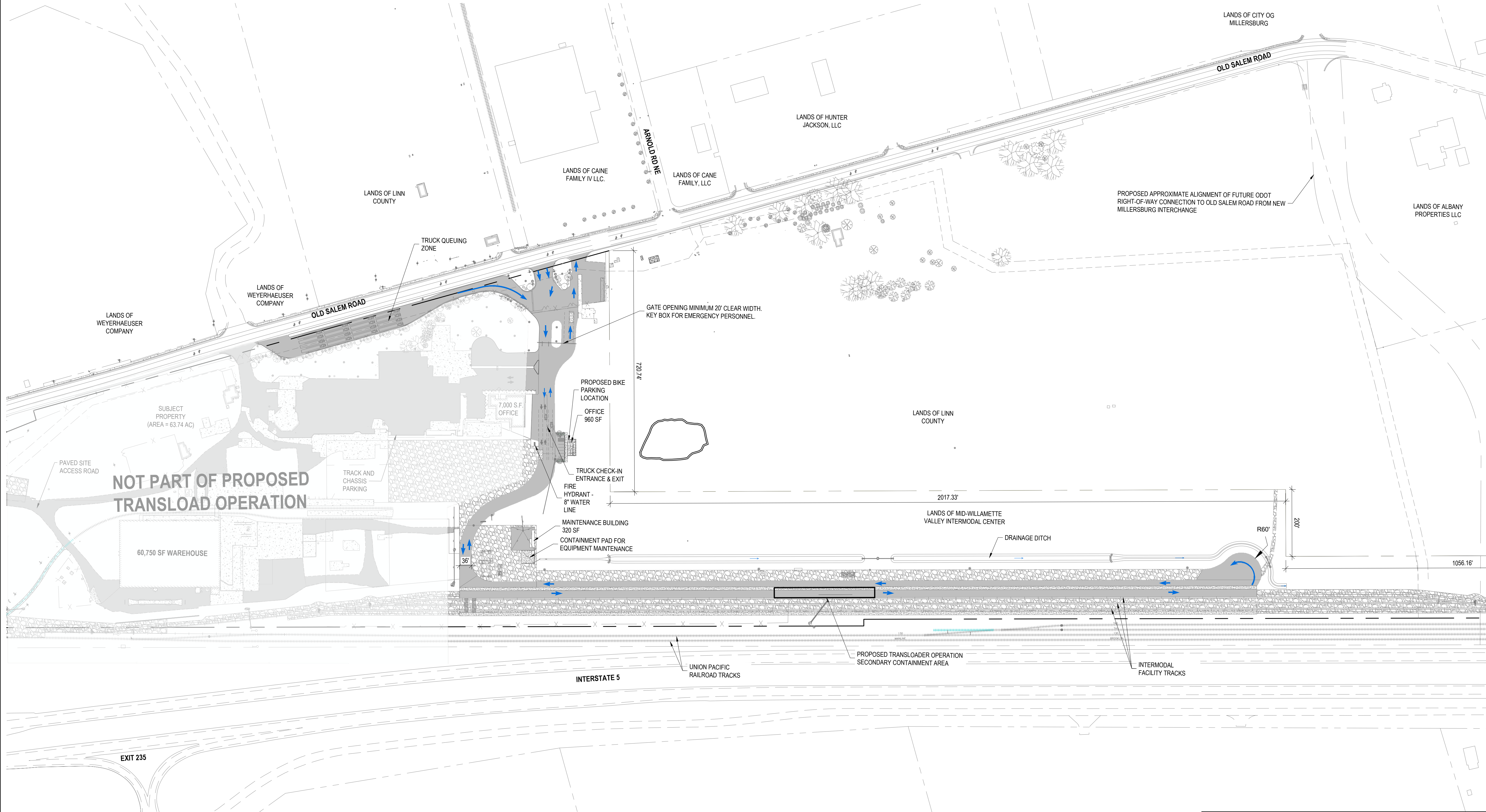
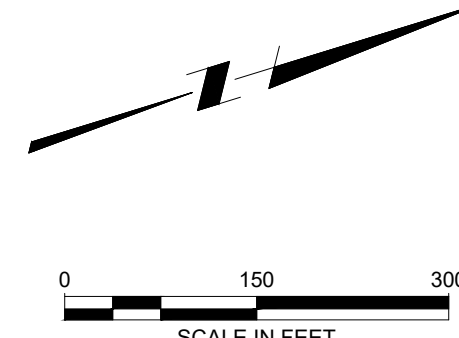


LEGEND

-  PAVEMENT
-  CONCRETE
-  GRAVEL
-  TRAFFIC FLOW DIRECTION ARROW
-  RAILROAD TRACKS
-  DRAINAGE FLOW LINE
-  RIGHT-OF-WAY LINE
-  FENCE

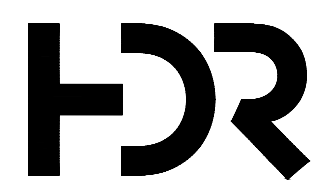


DATE:	DESIGNED BY:
FILE NAME:	DRAWN BY:
SCALE:	CHECKED BY:
HORIZONTAL:	APPROVED BY:
VERTICAL:	REVISIONS
DATE	No.

DRAFT
(NOT FOR CONSTRUCTION)

OMNI ENERGY REFUEL DESIGN
CONCEPT LAYOUT
MILLERSBURG, OR

- NOTE**
- CONCEPT LAYOUT DEVELOPED BASED ON LINN ECONOMIC DEVELOPMENT GROUP MID-WILLAMETTE VALLEY INTERMODAL CENTER 03-08-2022 AS-BUILT DRAWINGS.
 - NO NEW STRUCTURE IS PROPOSED.



JOB NUMBER
SHEET OF 0XX